

Scaled data based on original data using
LM-79-08 Approved Method: Electrical and Photometric Measurements of Solid-
State Lighting Products

Test Report Prepared for
Cooper Lighting Solutions
(formerly Eaton)

Brand: STREETWORKS

Report Number: P510663

Luminaire Tested: **CST-CA6-230-730-U-T5N**

Issue Date: 4/6/2021

Test Information

Test Method: LM-79-08
Report Number: P510663
TEST IS SCALED FROM IESNA LM-79-08 TEST DATA (G3-2102-151-13)
Test Lab: COOPER LIGHTING SOLUTIONS
Issue Date: 4/6/2021
Manufacturer: COOPER LIGHTING SOLUTIONS (FORMERLY EATON)
Product Line: STREETWORKS
Catalog Number: CST-CA6-230-730-U-T5N
Description: CELESTEON HIGH MAST LUMINAIRE
Light Source: (6) 3000K CCT, 70 CRI LEDS
Ballast/Driver: ELECTRONIC DRIVER

Summary

Lumens per Lamp: N/A
Luminaire Lumens: 36055 lumens
Efficiency: N/A
Efficacy: 158.3 lumens/watt
Luminous Opening: Circular (Dia: 2.08' x H: 0')
IES Classification: Type V - Short
BUG Rating: B5 - U0 - G3

Input Watts (W): 227.8
Input Voltage (V): 120
Input Current (Ain): NR
Voltage Rise (V): NR
Power Factor: NR
Total Harmonic Distortion (THDi): NR
Frequency (hertz): 60
Stabilization Time: NR
Operation Time: NR
Ambient Temperature (°C): NR
Test Distance: 24 FT

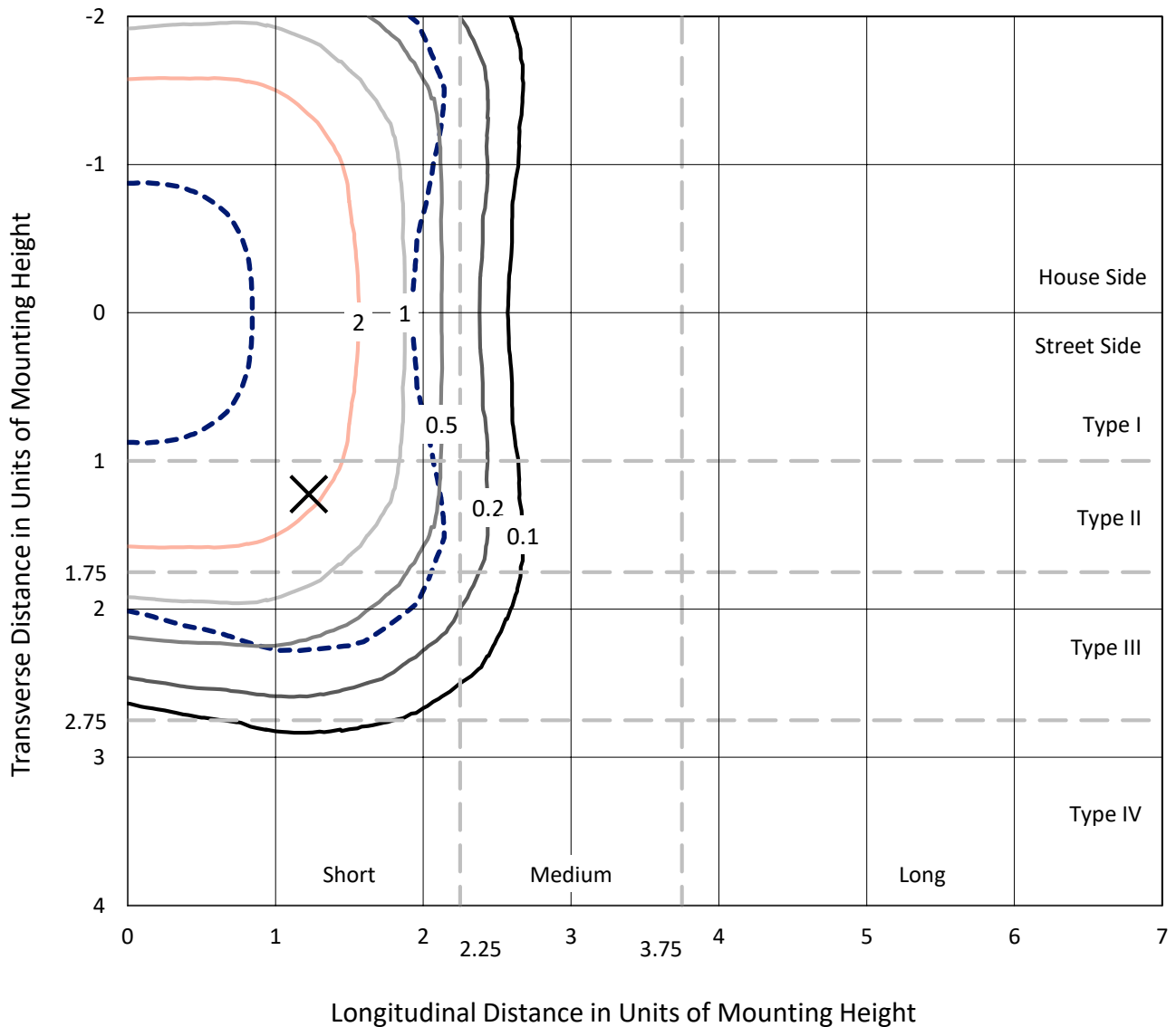




REPORT NUMBER: P510663
 CATALOG NUMBER: CST-CA6-230-730-U-T5N

Iso-Footcandle Lines of Horizontal Illumination

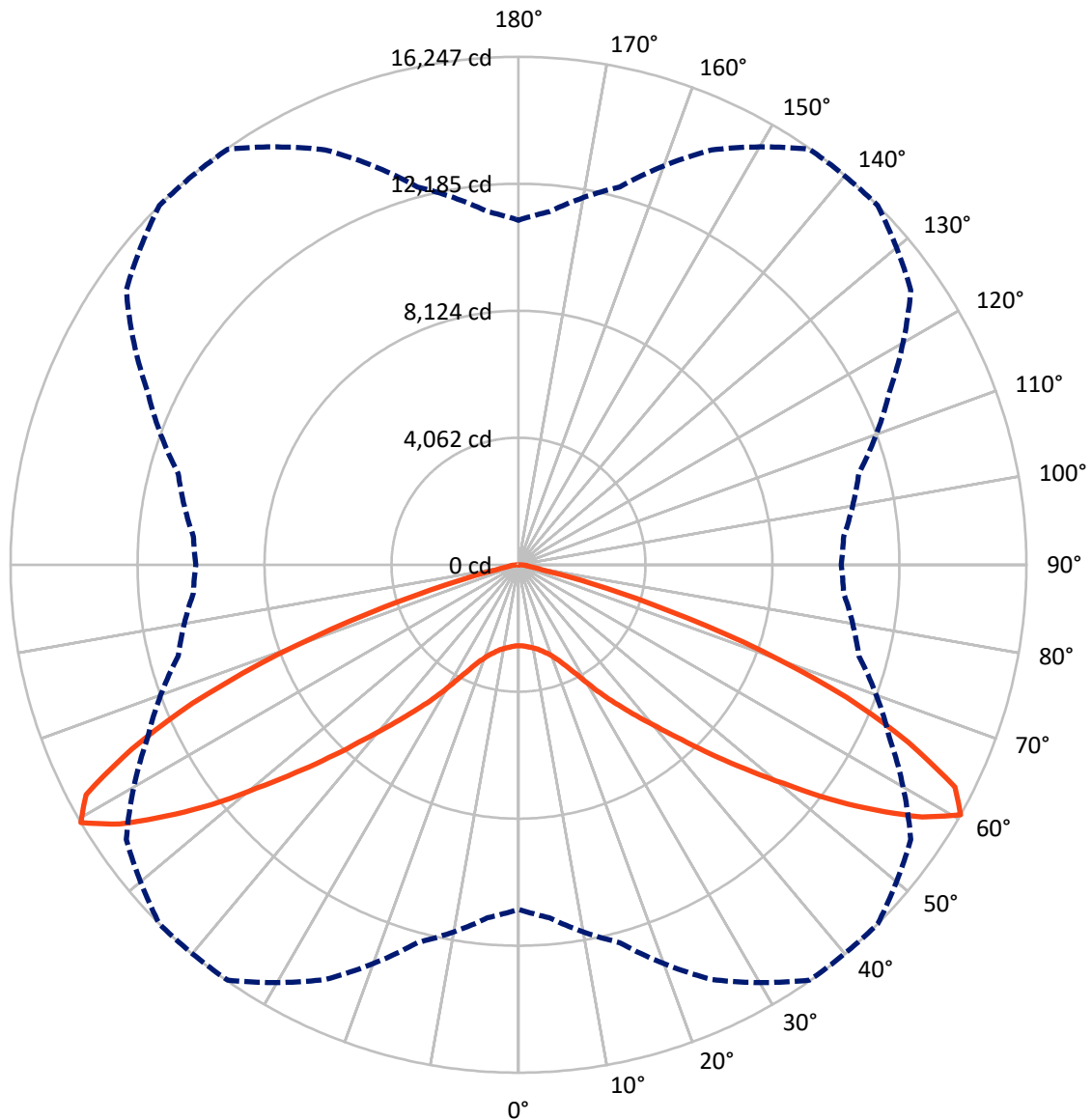
✕ Max cd
 - - - 1/2 Max cd



Based on 30 foot mounting height. Maximum calculated value = 4 fc
 Type V - Short - N/A

REPORT NUMBER: P510663
CATALOG NUMBER: CST-CA6-230-730-U-T5N

Luminous Intensity Polar Plot



— Vertical Plane Through 45-Deg Lateral - - - Horizontal Cone Through 60-Deg Vertical

REPORT NUMBER: P510663
 CATALOG NUMBER: CST-CA6-230-730-U-T5N

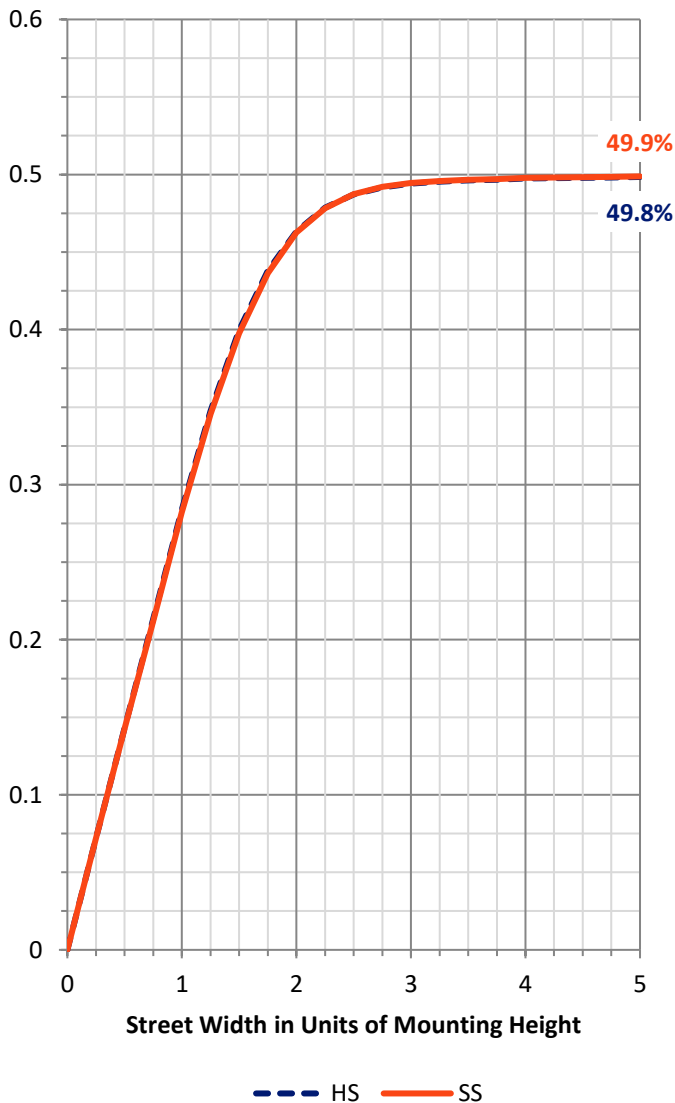
FLUX DISTRIBUTION:

		Downward	Upward	Total
House Side	Lumens	18027.5	0.0	18027.5
	% Fixture	50.0	0.0	50.0
Street Side	Lumens	18027.5	0.0	18027.5
	% Fixture	50.0	0.0	50.0
Total	Lumens	36055.0	0.0	36055.0
	% Fixture	100.0	0.0	100.0

ZONAL LUMENS:

Zone	Lumens	% Fixture
0°-10°	253.4	0.7
10°-20°	826.0	2.3
20°-30°	1754.3	4.9
30°-40°	3719.6	10.3
40°-50°	7073.7	19.6
50°-60°	11222.0	31.1
60°-70°	9485.6	26.3
70°-80°	1560.5	4.3
80°-90°	160.0	0.4
90°-100°	0.0	0.0
100°-110°	0.0	0.0
110°-120°	0.0	0.0
120°-130°	0.0	0.0
130°-140°	0.0	0.0
140°-150°	0.0	0.0
150°-160°	0.0	0.0
160°-170°	0.0	0.0
170°-180°	0.0	0.0
0°-90°	36055.0	100.0
0°-180°	36055.0	100.0

Coefficient of Utilization



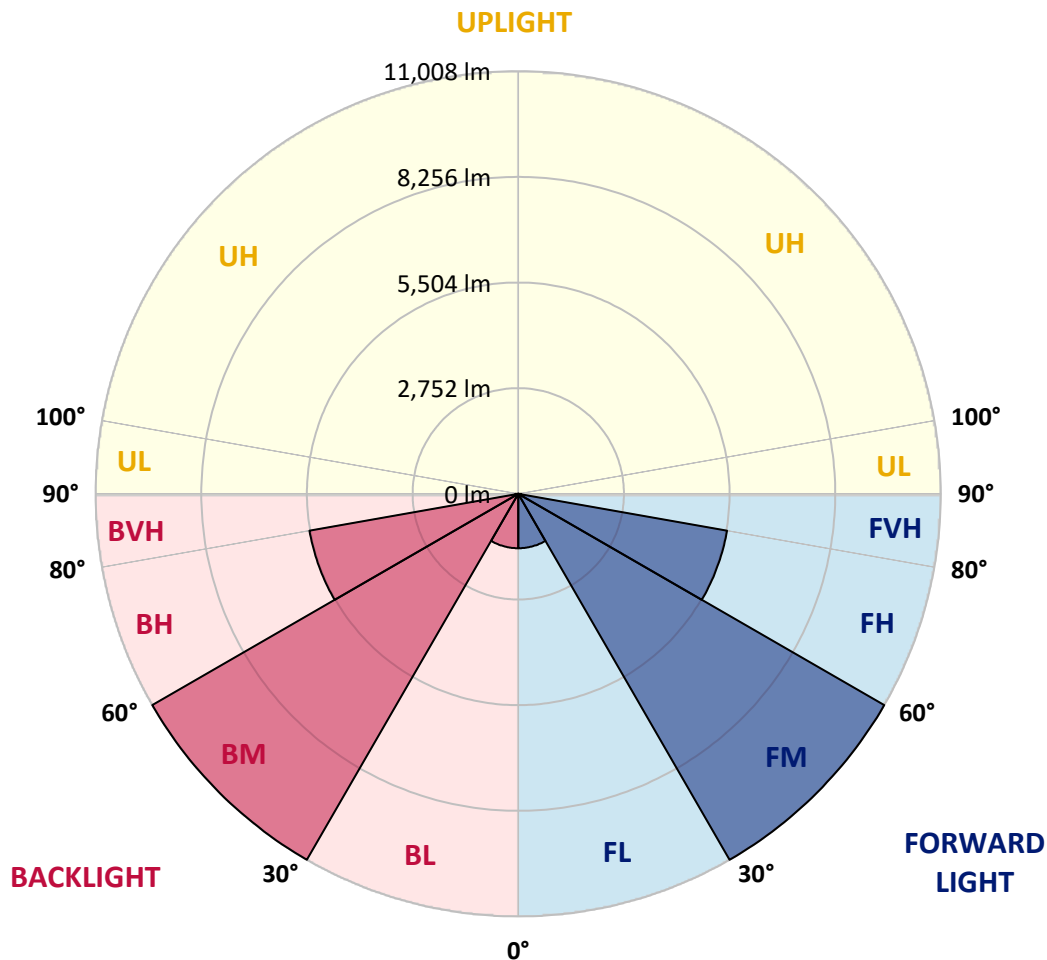
REPORT NUMBER: P510663
 CATALOG NUMBER: CST-CA6-230-730-U-T5N

LUMINAIRE CLASSIFICATION SYSTEM LUMEN TABLE AND BUG RATING:

Zone	Lumens	% Fixture	Zone Rating/Lumen Limit		
			B	U	G
FL (0°-30°)	1416.8	3.9			
FM (30°-60°)	11007.7	30.5			
FH (60°-80°)	5523.1	15.3			G3/7500
FVH (80°-90°)	80.0	0.2			G1/100
BL (0°-30°)	1416.8	3.9	B3/2500		
BM (30°-60°)	11007.7	30.5	B5		
BH (60°-80°)	5523.1	15.3	B5		G3/7500
BVH (80°-90°)	80.0	0.2			G1/100
UL (90°-100°)	0.0	0.0		U0/0	
UH (100°-180°)	0.0	0.0		U0/0	

BUG Rating: B5-U0-G3

Type V Short





REPORT NUMBER: P510663
 CATALOG NUMBER: CST-CA6-230-730-U-T5N

CANDELA DISTRIBUTION (FULL):

	0°	5°	15°	25°	35°	45°	55°	65°	75°	85°	90°
0°	2588.6	2588.6	2588.6	2588.6	2588.6	2588.6	2588.6	2588.6	2588.6	2588.6	2588.6
2.5°	2607.3	2600.9	2598.8	2596.1	2597.5	2598.1	2601.9	2602.2	2602.2	2605.6	2611.4
5°	2636.5	2628.0	2625.0	2621.6	2623.3	2625.0	2628.4	2630.4	2630.1	2632.1	2637.2
7.5°	2668.1	2665.1	2661.3	2659.3	2659.3	2664.1	2661.7	2665.4	2665.1	2667.5	2670.5
10°	2715.0	2708.2	2707.9	2704.2	2705.9	2709.9	2710.6	2709.9	2710.6	2712.0	2719.1
12.5°	2774.5	2772.8	2773.8	2770.8	2769.7	2774.2	2775.2	2779.6	2780.9	2785.0	2789.4
15°	2870.3	2859.4	2858.1	2857.7	2859.8	2866.6	2868.6	2876.8	2880.5	2886.3	2896.1
17.5°	2978.7	2982.5	2975.7	2975.0	2974.6	2980.1	2985.5	3003.5	3009.3	3022.5	3031.0
20°	3151.7	3144.9	3140.8	3124.5	3120.4	3129.9	3149.6	3173.4	3184.6	3205.7	3221.7
22.5°	3382.7	3371.2	3343.3	3324.0	3315.8	3332.1	3353.5	3391.6	3436.8	3462.9	3470.1
25°	3716.8	3671.2	3636.6	3602.3	3590.0	3614.1	3648.8	3709.3	3766.0	3818.4	3842.5
27.5°	4123.5	4094.6	4025.6	3971.6	3950.2	3970.6	4042.6	4127.9	4231.9	4286.3	4294.4
30°	4640.0	4625.1	4537.1	4435.8	4397.7	4433.1	4518.0	4634.2	4779.0	4890.8	4910.5
32.5°	5279.5	5203.7	5081.4	4965.5	4924.8	4967.9	5053.2	5220.1	5415.1	5538.8	5580.9
35°	6012.8	5927.2	5743.4	5565.3	5512.6	5518.1	5654.7	5889.8	6156.6	6329.2	6376.4
37.5°	6821.6	6734.2	6517.4	6241.2	6119.2	6128.4	6307.1	6612.9	6978.5	7166.8	7229.3
40°	7684.7	7594.3	7370.7	7059.4	6858.9	6818.2	7057.0	7429.5	7800.9	8027.9	8052.0
42.5°	8528.4	8421.3	8241.6	7930.3	7747.5	7638.1	7926.6	8264.0	8638.5	8843.0	8859.0
45°	9282.1	9261.3	9116.9	8891.3	8740.8	8643.9	8849.8	9184.9	9446.5	9576.0	9623.2
47.5°	10010.6	9997.7	9951.5	9872.6	9910.0	9749.0	9847.8	9999.7	10143.5	10238.6	10275.3
50°	10649.1	10662.7	10753.4	10887.6	11158.1	10995.0	10964.1	10800.6	10804.7	10812.2	10850.3
52.5°	11176.5	11248.5	11476.9	11881.9	12466.0	12462.3	11994.4	11562.8	11367.8	11281.1	11288.9
55°	11636.2	11759.6	12136.8	12973.0	13808.9	13850.7	13214.3	12258.4	11892.8	11707.9	11732.0
57.5°	11890.1	12078.0	12716.5	13986.0	15177.3	15227.6	14518.8	13028.7	12191.5	11723.6	11743.6
60°	11018.8	11335.2	12512.2	14639.4	16223.9	16247.0	15316.3	13089.2	11267.9	10439.8	10318.5
62.5°	9017.0	9455.4	11116.0	14133.1	15739.0	15667.3	14817.1	11956.0	9256.2	8251.8	8149.8
65°	6773.3	7185.5	8924.3	12101.4	13809.9	13715.5	12849.7	9449.2	6786.2	5719.9	5594.5
67.5°	3665.8	4288.3	5915.3	9244.0	11008.9	11329.4	10129.9	6586.1	3949.2	2863.2	2753.1
70°	1266.1	1636.2	3016.1	5802.8	7940.5	8262.0	6907.9	3532.3	1728.2	1080.6	970.1
72.5°	449.6	518.2	1133.9	2802.4	4520.7	5009.0	3727.3	1420.7	550.8	401.3	393.2
75°	317.4	327.6	403.0	913.7	1957.3	2397.3	1469.6	471.6	343.5	321.1	319.1
77.5°	283.4	289.2	326.6	372.1	598.1	765.6	452.3	342.2	298.3	285.8	281.4
80°	269.5	273.9	284.8	305.1	339.1	352.7	305.1	292.6	271.5	266.1	264.4
82.5°	235.5	234.5	237.5	246.0	261.3	264.7	245.0	229.4	229.7	223.3	220.2
85°	159.4	168.9	161.7	152.9	189.6	190.6	177.7	133.2	151.2	148.2	135.6
87.5°	48.3	54.4	43.2	29.9	41.1	31.9	28.9	29.9	28.5	24.8	22.4
90°	0.0	0.0	0.0	0.0	0.0	0.0	0.0	0.0	0.0	0.0	0.0

(END OF REPORT)